

Department of Landscape Architecture  
College of Design, Construction & Planning  
University of Florida

LAA 2376c - Design Communication 1

4 Credits

**Fall 2019**

CIRAC Lab, ARC 116

10:40 - 12:35 MWF

Prerequisites: None, Course is open to all students

Huiqing "Hui" Kuang

Office: Arch 430

Hours: 10am-12pm TH

[hkuang@ufl.edu](mailto:hkuang@ufl.edu)

# REVEALING LANDSCAPES

## Overview:

The impact of the work we do as landscape architect depends on our ability to visually convey our ideas to others (teammates, clients, consultants, the public). The means we have at our disposal are pens, pencils, paper and computers through which we explore landscapes conceptually and physically.

This course will explore drawing as a way of understanding and shaping what we experience in the landscape. We will explore drawing not only as a way to represent fully formed landscapes or ideas, but as a tool for seeing and understanding space, movement, objects and conditions. Students will be introduced to sketching, perspectival drawing and projective drawing. The primary goal of the course is to train students' eye and hand in representing landscapes and to expose them to multiple media and techniques used to communicate landscape work.

## Objectives:

- To develop the ability to "see" and graphically describe landscapes.
- To develop the ability of recognize spatial relationship and to articulate the physical environment graphically.
- To develop the ability to clearly and effectively convey concepts in both analog and digital format.
- To develop confidence in your graphic skills.

## Format:

On Wednesdays, lectures or demonstrations will be held, and assignments will be introduced in class. It is critical to attend and take notes. On Fridays we will either hold in-class workshops, or meet outdoors for field-sketching. On Mondays we will review previous weeks' assignments as a group (pin-up). Feedback will be provided verbally by the instructor and the students.

Student work should be pinned-up before the beginning of class (10:40). Work not on display by 10:40 will be considered late! If you have to miss class, please ask a classmate to submit your work for you.

Students are required to keep a sketchbook. There will be a weekly sketching exercise alongside to the work you do in class which should also be presented at the beginning of each week. The sketchbook will be submitted at the end of the semester for evaluation and will be returned later.

## Content:

All course content will be available through CANVAS, UF's online learning portal. Students may access this site at <https://lss.at.ufl.edu/> by logging in with their UF credentials. Under LAA2376c, links to the course materials will be available on the course website including the assignments, tutorials, reference, etc. All assignments are to be submitted to CANVAS unless otherwise indicated.

## Grading:

Grading will adhere to the University of Florida Grade Policy:

Letter Grade	A	A-	B+	B	B-	C+	C	C-	D+	D	D-	F
Numeric Grade	100-93	92-90	89-87	86-83	82-80	79-77	76-73	72-70	69-67	66-63	62-60	59-0

According to Departmental Policy, Landscape Architecture majors must receive a C or better to move forward. Any grade lower than a C will require that the course be taken over again.

## Grading Percentages:

Participation	10%	Assignment #5_Photoshop rendering plan & section	10%
Assignment #1_Sketchbook	15%	Assignment #6_Illustrator poster	5%
Assignment #2_Hand rendering plan & section	10%	Assignment #7_Illustrator diagrams	10%
Assignment #3_Experimental drawings	10%	Assignment #8_Hybrid Illustration	10%
Assignment #4_Photoshop collages	10%	Assignment #9_Indesign booklet	10%

## Assignment Components:

### Participation

Includes completion of in-class exercises, positive contributions to class, and ACTIVE involvement in class discussions/critiques/tutorial demonstrations.

### Assignment #1\_Sketchbook

This is a weekly sketching exercise throughout the Fall semester. You are required to keep a sketchbook, to fill 3-5 pages (6"x8") each week with your outdoor space perspectives, book reviews, tree/person/vehicular exercises, and others. The goal is to establish the habit of sketching, to train your eye and hand in representing landscapes, to draw your idea/concept down on a paper. Detail requirements see assignment handout.

### Assignment #2\_Hand rendering plan & section

This assignment is to understand basic landscape design graphic(plan and section); to get familiar with color pencils, this most popular-used media in landscape design offices. You will render one landscape plan (11"x17") and one section (11"x17") for a garden/park, using color pencils and drawing pen (if needed).

### Assignment #3\_Experimental drawings

You will go out and sketch in the field! Students are asked to study a linear park by observing/revealing a serial of sections

cross the park, using 6B pencil on 11x14" drawing papers; by compositing site photos into one single photomontage to holistically present student's impression of the park. Detail requirements see assignment handout.

#### **Assignment #4\_Photoshop collage**

This assignment deals with combining photographic image components to assemble one single perspective, to communicate a clear design message. Detail requirements see assignment handout.

#### **Assignment #5\_Photoshop rendering plan & section**

This assignment deals with basic color rendering techniques using Adobe Photoshop, with particular attention to selections, transparency, texture and layer management. Detail requirements see assignment handout.

#### **Assignment #6\_Poster**

This assignment is to use both Photoshop and Illustrator tools to make a color poster (8.5"x11") for an event. Detail requirements see assignment handout.

#### **Assignment #7\_Illustrator diagrams**

This assignment deals with basic diagramming and analysis techniques using Adobe Illustrator, with particular attention to line, shape, symbol and layer management. Detail requirements see assignment handout.

#### **Assignment #8\_Hybrid illustration**

This assignment focus on the integration among hand drawing, illustrator and photoshop, to develop digital hybrid drawings. Detail requirements see assignment handout.

#### **Assignment #9\_Indesign booklet**

All the work from this semester will be composed together as a final booklet in Adobe InDesign. It is expected that you have made improvements to the graphics per comments you have received. For the final day of class you will give a 5-minute presentation of the booklet. Detail requirements see assignment handout.

### **Assignment Submission**

All student work may be retained and used by the Department of Landscape Architecture. Digital Copies of student work for this course must be turned in at the completion of each assignment. No grades will be computed into the final course grade until digital submissions have been turned in as requested. Please follow the directions given by the instructor as to how they will be submitted (Sakai, CD, PDF, word file, etc.). However, all files must be named as follows:

**course# name project\_student name. dwg/pdf/jpg/ai/indd...**

Example: 2376PlantDesAssig10\_Smith

4ch 8ch 8ch 6ch

Use caps for separation

No spaces, hyphens, or underscoring

In cases of models and other 3-D work, digital JPG photographs should be submitted.

### **Class Attendance:**

Attendance is required. In the event that a student is unable to attend class due to extenuating circumstances such as illness, or emergencies, the student shall notify the instructor prior (via email) to the start of class. Student must provide documentation regarding the absence (i.e. doctor's note). Failure to notify instructor of an intended absence could result in a full letter grade reduction for the final grade in the course. Three or more absences without notification or documentation will result in a failing grade for the course. Tardiness (more than 15 minutes after class begins) will count as a half absence.

All decisions regarding approved or accepted requests for absence from the class shall be at the discretion of the instructor.

Due to the nature of the course, active and engaged participation is expected and contributes to the student's final grade in the course.

Students should not use the computers unless instructed and should never use cell phones during class. The instructor reserves the right to ask disruptive students to leave, which will count as an unexcused absence.

### Class Preparation:

Always make sure you have your work with you so you can participate in the in-class exercises. No accommodations or extensions will be made for students who are not prepared. In addition to having your project work with you, please make sure you are also fully prepared with any other materials needed for class *before* class starts (i.e., print-outs, rolls of trace paper, drawing utensils, etc.).

### Policy For Make-up Exams or Other Miss Work:

Late submissions are strongly discouraged. Late submissions will receive **a full letter grade deduction for each day past the deadline**. Work submitted more than **two week late will not be accepted**.

All assignments (both in digital and hardcopy form) are due before the start of class unless otherwise noted.

If a student suffers undue hardship and is not able to meet a submission deadline, they may make a formal request for an extension to the course instructor **prior** to the deadline. The student must email the course instructor informing the instructor of the situation that warrants consideration for an exception (death in the family, serious illness) with documentation as required by the University.

**IMPORTANT:** Accommodations will NOT be made due to lost data, nor will there be granted any last-minute extensions on account of workload.

### Getting Help:

For issues with technical difficulties for E-learning in Sakai, please contact the UF Help Desk at:

Learning-support@ufl.edu

(352) 392-HELP - select option 2

<https://lss.at.ufl.edu/help.shtml>

Any requests for make-ups due to technical issues **MUST** be accompanied by the ticket number received from LSS when the problem was reported to them. The ticket number will document the time and date of the problem. You **MUST** e-mail your instructor within 24 hours of the technical difficulty if you wish to request a make-up.

Other resources are available at <http://www.distance.ufl.edu/getting-help> for:

Counseling and Wellness resources

Disability resources

Resources for handling student concerns and complaints

Library Help Desk support

Should you have any complaints with your experience in this course please visit <http://www.distance.ufl.edu/student-complaints> to submit a complaint.

### Academic Honesty:

The University requires all members of its community to be honest in all endeavors. When students enroll at UF they commit themselves to honesty and integrity. Your instructor fully expects you to adhere to the academic honesty guidelines you signed when you were admitted to UF. In completing the registration form at the University of Florida, every student has signed the following statement:

*"I understand the University of Florida expects its students to be honest in all their academic work. I agree to adhere to this commitment to academic honesty and understand that my failure to comply with this commitment may result in disciplinary action up to and including expulsion from the University."*

Furthermore, on work submitted for credit by all UF students, the following pledge is either required or implied:  
*"On my honor, I have neither given nor received unauthorized aid in doing this assignment."*

It is to be assumed that all work will be completed independently unless the assignment is defined as a group project by the professor. This does not mean that students cannot help one another in learning material, but all work that is turned in must be independent work of that individual.

Misrepresentation or plagiarism, such as claiming another's work to be one's own, refers to graphic and design work as well as written work. Submitting work from one course to fulfill the requirements of another (unless expressly allowed by the instructor) is also misrepresentation.

The University Honor Code and the Department of Landscape Architecture Academic Honesty Policy are to be followed to the letter. Any students found to have cheated, plagiarized, or otherwise violated the Honor Code in any assignment will be punished according to the severity of the act and may be referred to the Honor Court. It is each student's responsibility to report any infraction, and it is expected that each faculty will report all infractions as well.

For more information, see <http://www.chem.ufl.edu/~itl/honor.html> and the Department of Landscape Architecture Academic Honesty Policy.

### Student Accommodations:

Students with disabilities requesting classroom accommodations should first register with the Disability Resource Center (352-392-8565, [www.dso.ufl.edu/drc/](http://www.dso.ufl.edu/drc/)) by providing appropriate documentation. Once registered students will receive an accommodation letter which must be presented to the instructor when requesting accommodation. Students with disabilities should follow this procedure as early as possible in the semester.

### Counseling Resources:

Students experiencing crisis or personal problems that interfere with their general well-being are encouraged to utilize the university's counseling resources. Both the Counseling Center and Student Mental Health provide confidential counseling services at no cost for currently enrolled students. The Counseling Center is located at 301 Peabody Hall (next to Criser Hall). Student Mental Health is located on the second floor of the Student Health Services in the Infirmary. For further information on services and how to make an appointment, call the Counseling Center at 392-1575 or Student Mental Health at 392-1171. See the following web sites for additional resources: Counseling Center: [www.counsel.ufl.edu](http://www.counsel.ufl.edu) and Student Mental Health:

### Religious Holidays:

The university calendar does not include observance of any religious holidays. The Florida Board of Governors and state law govern university policy regarding observance of religious holidays. Students shall be excused from class or other scheduled academic activity to observe a religious holy day of their faith with prior notification to the instructor. Students shall be permitted a reasonable amount of time to make up the material or activities covered in their absence. Students shall not be penalized due to absence from class or other scheduled academic activity because of religious observances.

### Evaluations:

Students in this class are participating in the pilot evaluation of the new course evaluation system called GatorEvals. The new evaluation system is designed to be more informative to instructors so that teaching effectiveness is enhanced and to be more seamlessly linked to UF's CANVAS learning management system. Students can complete their evaluations through the email they receive from GatorEvals, in their Canvas course menu under GatorEvals, or via <https://ufl.bluer.com/ufl/> . Please note your other classes this semester may be evaluated in the current GatorRater online evaluation system at <https://evaluations.ufl.edu> . Thank you for serving as a partner in this important effort.

### Disclaimer:

This syllabus represents our current plans and objectives. As we go through the semester, those plans may need to change to enhance the class learning opportunity. Such changes, communicated clearly, are not unusual and should be expected.

### Readings:

- Paul Laseau, Freehand Sketching: An Introduction, Wiley, 1999
- Grant W. Reid, Landscape Graphics, Revised edition, Watson-Guption Publications, 2002
- Norman Crowe, Paul Laseau, Visual Notes for Architects and Designers, Wiley, 2012
- Francis D.K. Ching, Architectural Graphics, VNR
- Catherine Dee, Form and Fabric in Landscape Architecture, Spon Press, 2001
- Edward Hutchison, Drawing for Landscape Architecture, Thames & Hudson, 2011
- Allan B. Jacobs, Great Streets, The MIT Press, 1996
- Laurie Olin, Across the Open field, University of Pennsylvania Press, 2000
- Chip Sullivan, Drawing the landscape, Wiley, 2014
- Tony Bertauski, Plan Graphics for the Landscape Designer, 2nd ed. Pearson 2007
- Diana Balmori, Drawing and Reinventing Landscape, Wiley, 2014
- Trudi Entwistle & Edwin Knighton, Visual Communication for Landscape Architecture, AVA 2013
- Nadia Amoroso, Representing Landscapes: A Visual Collection of Landscape Architectural Drawings, Routledge 2012
- Bradley Cantrell & Natalie Yates, Modeling the Environment: Techniques and Tools for the 3D Illustration of Dynamic Landscapes, Wiley 2012
- Elliot Gindis, Up and running with AutoCAD 2017: 2D and 3D drawing and modeling
- Bradley Cantrell & Wes Michaels, Digital Drawing for Landscape Architecture, Second edition, Wiley 2015
- Charles Waldheim & Andrea Hansen, Composite Landscapes: Photomontage and Landscape Architecture, Hatje Cantz Verlag 2014
- Tim Richardson, Landscape and garden design sketchbooks, Thames & Hudson 2015
- Frits Palmboom, Drawing the Ground - Landscape Urbanism Today, Basel: De Gruyter, 2010

- Peter Cook, Drawing : the Motive Force of Architectur, Wiley, 2014

**Lynda Tutorials** are an incredible resource available to UF students and this class will take full advantage of them. We may have in-class “pop-quizzes” in which students will randomly be asked to demonstrate techniques; these techniques will be outlined as topics, demonstrated in class, and thoroughly explained in the tutorials.

### Software:

Adobe suite: Photoshop, Indesign & Illustrator CS5 (or higher)

Adobe Acrobat Pro

Google Earth Pro

### Schedule:

#### **Hand sketching**

Week 1	Introduction
Week 2	Field sketching
Week 3 & 4	Descriptive drawings
Week 5 & 6	Experimental drawings

#### **Digital drawings**

Week 7	Introduction to Adobe suite
Week 8	Photoshop collages
Week 9 & 10	Photoshop plan and section
Week 11 & 12	Illustrator diagram
Week 13	Hybrid illustration
Week 14	Thanksgiving week
Week 15 & 16	InDesign

Week	Monday	Wednesday	Friday	Notes
<b>01</b> 8/22 8/24		Introduction  Syllabus review  Purchase supplies	Lecture: <b>Introduce Hand sketching</b>  <b>Assignments #1</b> Sketchbook	
<b>02</b> 8/27 8/29 8/31	Field sketching  Review: <b>Sketchbook</b> (5 pg)	Lecture: <b>Sketching-seeing-thinking</b>	Field sketching	
<b>03</b> 9/5 9/7	Holiday	Lecture: <b>Descriptive drawings</b>  Review: <b>Sketchbook</b> (5 pg)	Workshop:  Assignments #2 Hand rendering plan & section with lettering	
<b>04</b> 9/10 9/12 9/14	Pin-up: <b>Assignment #2</b> _progress Hand rendering plan with lettering  Review: <b>Sketchbook</b> (5 pg)	Workshop:  Assignments #2_continue Hand rendering plan & section with lettering	Pin-up: <b>Assignment #2</b> Hand rendering plan & section with lettering  Lecture: <b>Experimental drawings</b>	SEEP trail
<b>05</b> 9/17 9/19 9/21	Field sketching  Review: <b>Sketchbook</b> (5 pg)	Field sketching/workshop  Assignment #3_continue Experimental drawings	Field sketching/workshop  Assignment #3_continue Experimental drawings	SEEP trail
<b>06</b> 9/24 9/26 9/28	Pin-up: <b>Assignment #3</b> _progress Experimental drawings  Review: <b>Sketchbook</b> (5 pg)	Workshop  Assignment #3_continue Experimental drawings	Pin-up: <b>Assignment #3</b> Experimental drawings	
<b>07</b> 10/1 10/3 10/5	Demonstration: Introduce Adobe Photoshop  Review: <b>Sketchbook</b> (4 pg)	Workshop  Assignment #4_ Photoshop collage	Workshop  Assignment #4_ Photoshop collage	
<b>08</b> 10/8 10/10 10/12	Workshop: Assignment #4_continue Photoshop collage  Review: <b>Sketchbook</b> (4 pg)	Pin-up: <b>Assignment #5</b> Photoshop collage  Demonstration: Photoshop rendering plan &	Workshop  Assignment #5_continue Photoshop rendering plan &	



		section	section	
<b>09</b> 10/17 10/19 10/21	Workshop Assignment #5_continue Photoshop rendering plan & section  Review: <b>Sketchbook</b> (4 pg)	Workshop  Assignment #5_continue Photoshop rendering plan & section	Workshop  Assignment #5_continue Photoshop rendering plan & section	
<b>10</b> 10/22 10/24 10/26	Pin-up: <b>Assignment #5</b> Photoshop rendering plan & section  Demonstration: Introduce Adobe Illustrator  Review: <b>Sketchbook</b> (4 pg)	Workshop  Assignment #7 Post	Workshop  Assignment #7 Post	
<b>11</b> 10/29 10/31	Pin-up: <b>Assignment #7</b> Poster  Demonstration: Illustrator diagrams  Review: <b>Sketchbook</b> (4 pg)	Workshop  Assignment #8_continue Illustrator diagrams	Homecoming	
<b>12</b> 11/5 11/7 11/9	Workshop  Assignment #8_continue Illustrator diagrams	Workshop  Assignment #8_continue Illustrator diagrams	Workshop  Assignment #8_continue Illustrator diagrams	
<b>13</b> 11/14 11/16	Holiday	Pin-up: <b>Assignment #8</b> Illustrator diagrams  Demonstration Hybrid Illustration  Review: <b>Sketchbook</b> (3 pg)	Workshop:  Assignment #8 Hybrid Illustration	
<b>14</b> 11/19	Workshop Assignment #8_continue Hybrid Illustration  Review: <b>Sketchbook</b> (3 pg)	Holiday	Holiday	

<b>15</b>  11/26 11/28 11/30	Workshop  Assignment #8_continue Hybrid Illustration	Workshop  Assignment #8_continue Hybrid Illustration	Pin-up: <b>Assignment #7</b> Hybrid Illustration  Demonstration: Introduce Adobe Indesign  <b>Assignment #8</b> Indesign booklet	
<b>16</b>  12/3 12/5	Workshop Assignment #8_continue Indesign booklet  <b>Submit Sketchbook</b>	Pin-up: <b>Assignment #8</b> Indesign booklet		


#### Materials Needed:

##### **Sketchbook, 6" x 8" size**

Any kind you like, whether hardbound, leather, ringed,  
Recommend Strathmore, Moleskine, Pentelic

##### **Drawing paper pad, 11" x 14" size**

Strathmore medium drawing spiral paper pad, 24 Sheets



### Vellum, 11" x 17" size

Clearprint design vellum paper, 20 sheets

### Drafting board

Any size big enough to hold a 11"x17" paper, easy to carry around



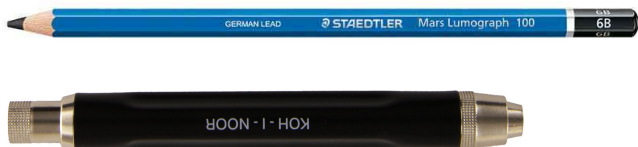
### White trace paper, 12" roll



### Pentel sign pen and Sharpie markers



### 6B Pencil or Graphite lead holder & Graphite Lead(6B)



### Drawing pens

There are a lot of good options for proper drawing pens, choose the ones you like to use, but be sure to play around with a variety of types and thickness. Recommend Staedtler Lumocolor Permanent; Pilot V5, Sakura Pigma Micron




### Color pencils

Suggest to buy basic 48/72 colors first, other specific colors later when needed . Recommend Prismacolor.



### 12" Engineering scale



### 12" Rolling parallel ruler



### Drafting tape/Dots



### Eraser / Pencil sharpener / Roller / etc.